

A decorative border of various snowflake patterns surrounds the text. The snowflakes are arranged in a grid-like pattern, with some larger and more intricate than others, creating a winter-themed frame.

# Beale Elementary

## 1st Grade Snow & Go Packet #1

Grade Level Teacher Names & Email Addresses:

**Mrs. Kendi Morris**

**[kbmorris@k12.wv.us](mailto:kbmorris@k12.wv.us)**

**Savannah Ward**

**[Savannah.Ward@k12.wv.us](mailto:Savannah.Ward@k12.wv.us)**

**Due Date:** Individually completed student packets are due for grading on the first day students return from the inclement weather day. Packets submitted late for grading will be subject to regular classroom policies.

**School Phone:** 304-675-1260 \* **School Website:** <http://beale.maso.k12.wv.us>

Snow & Go Packets -- Mason County Schools Policy \_\_\_\_\_

1<sup>ST</sup> Grade

# Snow and Go Day

# Packet

Write a story about  
your day on the first page.

\_\_\_\_\_

-----

\_\_\_\_\_

b y

\_\_\_\_\_

-----

\_\_\_\_\_

\_\_\_\_\_

-----

\_\_\_\_\_




Name \_\_\_\_\_

Circle the picture if the name begins with the /m/ sound.

# Listen for m

Mm  
my  
monkey



**To the Teacher:** Review the picture names with students.  
(banana, milk, moon, mask, mouse, needle)

Recognizing the beginning /m/ sound


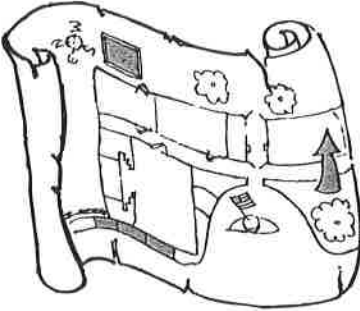




Name \_\_\_\_\_

Day 1

Write the letter **m** if the name of the picture begins with the /m/ sound.

# Miss Mouse



<p>1.</p>  <p><u>   </u>an</p>	<p>2.</p>  <p><u>   </u>ap</p>	<p>3.</p>  <p><u>   </u>est</p>
<p>4.</p>  <p><u>   </u>op</p>	<p>5.</p>  <p><u>   </u>oon</p>	<p>6.</p>  <p><u>   </u>ug</p>

Adding the beginning /m/ sound

Name \_\_\_\_\_

**Read each sentence. Decide if the sentence needs a capital letter or a punctuation mark at the end. Circle any letter that should be a capital. Write any missing punctuation marks.**

1. Dan and Sam can run
2. the dog can yap!
3. Did Jon jump up
4. we can have fun here.
5. he will play with Pal.
6. Pal is a good dog
7. can you help me?

Name \_\_\_\_\_

Look at the underlined words in each sentence.  
Write the word that is a noun.

1. Ben likes his red hat.

\_\_\_\_\_  
-----  
\_\_\_\_\_

2. The truck will bring mail.

\_\_\_\_\_  
-----  
\_\_\_\_\_



3. Ann and Mom will get a snack.

\_\_\_\_\_  
-----  
\_\_\_\_\_

4. The hen sits and sits.

\_\_\_\_\_  
-----  
\_\_\_\_\_

5. This bread is good.

\_\_\_\_\_  
-----  
\_\_\_\_\_


6. The cat can jump up and down.

\_\_\_\_\_  
-----  
\_\_\_\_\_

Copyright © The McGraw-Hill Companies, Inc.

# Spelling Words


➡ Directions: Write the spelling words in ABC order.



1. \_\_\_\_\_
2. \_\_\_\_\_
3. \_\_\_\_\_
4. \_\_\_\_\_



1. \_\_\_\_\_
2. \_\_\_\_\_
3. \_\_\_\_\_



1. \_\_\_\_\_
2. \_\_\_\_\_
3. \_\_\_\_\_



Name \_\_\_\_\_

Use verbs to show action.  
Use commas when you write three verbs in a list.

**A. Circle the verbs in the sentences.**

- 1. Jon waves to Cate.
- 2. Pal sees a duck.
- 3. Jane will bake and sell some cakes.

**B. Put commas in the sentences where they belong.**

- 4. We like to run swim and skate for fun.
- 5. The plane can zip whiz and buzz.

Copyright © The McGraw-Hill Companies, Inc.


Wed

Name \_\_\_\_\_

Pick the word that is spelled correctly. Write the word to complete the sentence.

\_\_\_\_\_

1. The \_\_\_\_\_ are glad.  
people                  peepo



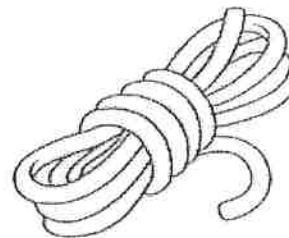
\_\_\_\_\_

2. The chick is \_\_\_\_\_  
cuet                      cute




\_\_\_\_\_

3. Use \_\_\_\_\_ to tie things.  
rope                      ropp



\_\_\_\_\_

4. I \_\_\_\_\_ you will get a bike!  
hoope                    hope



\_\_\_\_\_

5. The cat is \_\_\_\_\_  
neic                      nice



Copyright © The McGraw-Hill Companies, Inc.

Wed

Name \_\_\_\_\_

hope

nose

note

rope

cute


cube

ago

people

**Add the word parts together to make a spelling word.  
Write the spelling word on the line.**

- |  |   |
|--|---|
| <p>1. c + ube = _____</p> <p>3. a + go = _____</p> <p>5. r + ope = _____</p> <p>7. peo + ple = _____</p> | <p>2. h + ope = _____</p> <p>4. n + ote = _____</p> <p>6. c + ute = _____</p> <p>8. n + ose = _____</p> |
|--|---|




Copyright © The McGraw-Hill Companies, Inc.

Name \_\_\_\_\_

When you write three verbs in a list, put a comma after the first two verbs.

Examples: I hop, skip, and run.



**A. Circle the commas in the sentences.**

1. I will mix, bake, and sell this cake!
2. My dog sits, runs, and naps.
3. Kate runs, hops, and skips to win the race.

**B. Put commas in the sentences where they belong.**

4. My cat licks naps and plays all day.
5. It is fun to run catch and pitch in the game.

Name \_\_\_\_\_

Date \_\_\_\_\_




There are some foxes playing in the forest. 3 foxes are playing by the log. 2 foxes are playing by the stream. 4 more foxes are playing in their den. How many foxes are playing all together?

Draw a picture and write an equation to show how you solved the problem.

# Want or Need?



All people **need** food, clothing, shelter, and love. Sometimes people **want** other things as well. Put an **x** on each box that shows things people **need**.



Write **want** or **need** after each word.

1. shirt

\_\_\_\_\_  
 -----  
 \_\_\_\_\_

2. coat

\_\_\_\_\_  
 -----  
 \_\_\_\_\_

3. hugs

\_\_\_\_\_  
 -----  
 \_\_\_\_\_

4. shoes

\_\_\_\_\_  
 -----  
 \_\_\_\_\_

5. skateboard

\_\_\_\_\_  
 -----  
 \_\_\_\_\_

6. family

\_\_\_\_\_  
 -----  
 \_\_\_\_\_

7. home

\_\_\_\_\_  
 -----  
 \_\_\_\_\_

8. guitar

\_\_\_\_\_  
 -----  
 \_\_\_\_\_

9. water

\_\_\_\_\_  
 -----  
 \_\_\_\_\_

10. candy

\_\_\_\_\_  
 -----  
 \_\_\_\_\_

Day 5

# No Drugs! No Way!

THE GREAT BODY SHOP kids want to stay safe.


They want to be strong and healthy.

They say "NO!" to drugs.

You can be a GREAT BODY SHOP kid, too.

You can find smart ways to have fun!

Then you will say, "No drugs! No way!"



Tell why you will stay drug-free.

Then, write your name and color yourself into the picture.

I will stay drug-free because

---

---

---

---

---

---

---

---

Step 1a

Step

Day 5

$$\begin{array}{r} 1 \\ + 5 \\ \hline \end{array}$$

$$\begin{array}{r} 4 \\ + 7 \\ \hline \end{array}$$

$$\begin{array}{r} 5 \\ + 6 \\ \hline \end{array}$$

$$\begin{array}{r} 6 \\ + 8 \\ \hline \end{array}$$

$$\begin{array}{r} 3 \\ + 6 \\ \hline \end{array}$$

$$\begin{array}{r} 7 \\ + 7 \\ \hline \end{array}$$

$$\begin{array}{r} 2 \\ + 2 \\ \hline \end{array}$$

$$\begin{array}{r} 5 \\ + 5 \\ \hline \end{array}$$

$$\begin{array}{r} 9 \\ + 8 \\ \hline \end{array}$$

$$\begin{array}{r} 8 \\ + 7 \\ \hline \end{array}$$

$$\begin{array}{r} 7 \\ + 6 \\ \hline \end{array}$$

$$\begin{array}{r} 5 \\ + 0 \\ \hline \end{array}$$

$$\begin{array}{r} 1 \\ + 4 \\ \hline \end{array}$$

$$\begin{array}{r} 1 \\ + 7 \\ \hline \end{array}$$

$$\begin{array}{r} 3 \\ + 8 \\ \hline \end{array}$$

$$\begin{array}{r} 5 \\ + 6 \\ \hline \end{array}$$

$$\begin{array}{r} 3 \\ + 5 \\ \hline \end{array}$$

$$\begin{array}{r} 8 \\ + 7 \\ \hline \end{array}$$

$$\begin{array}{r} 7 \\ + 6 \\ \hline \end{array}$$

$$\begin{array}{r} 9 \\ + 5 \\ \hline \end{array}$$

$$\begin{array}{r} 7 \\ + 5 \\ \hline \end{array}$$

$$\begin{array}{r} 6 \\ + 7 \\ \hline \end{array}$$

$$\begin{array}{r} 8 \\ + 6 \\ \hline \end{array}$$

$$\begin{array}{r} 3 \\ + 9 \\ \hline \end{array}$$

$$\begin{array}{r} 9 \\ + 8 \\ \hline \end{array}$$

$$\begin{array}{r} 5 \\ + 7 \\ \hline \end{array}$$

$$\begin{array}{r} 4 \\ + 5 \\ \hline \end{array}$$

$$\begin{array}{r} 2 \\ + 6 \\ \hline \end{array}$$

$$\begin{array}{r} 1 \\ + 8 \\ \hline \end{array}$$

$$\begin{array}{r} 6 \\ + 9 \\ \hline \end{array}$$

$$\begin{array}{r} 1 \\ + 8 \\ \hline \end{array}$$

$$\begin{array}{r} 4 \\ + 5 \\ \hline \end{array}$$

$$\begin{array}{r} 7 \\ + 7 \\ \hline \end{array}$$

$$\begin{array}{r} 3 \\ + 8 \\ \hline \end{array}$$

$$\begin{array}{r} 2 \\ + 7 \\ \hline \end{array}$$

$$\begin{array}{r} 3 \\ + 6 \\ \hline \end{array}$$

$$\begin{array}{r} 9 \\ + 9 \\ \hline \end{array}$$

$$\begin{array}{r} 3 \\ + 1 \\ \hline \end{array}$$

$$\begin{array}{r} 5 \\ + 5 \\ \hline \end{array}$$

$$\begin{array}{r} 6 \\ + 7 \\ \hline \end{array}$$

$$\begin{array}{r} 4 \\ + 2 \\ \hline \end{array}$$

$$\begin{array}{r} 7 \\ + 7 \\ \hline \end{array}$$

$$\begin{array}{r} 5 \\ + 2 \\ \hline \end{array}$$

$$\begin{array}{r} 6 \\ + 6 \\ \hline \end{array}$$

$$\begin{array}{r} 8 \\ + 6 \\ \hline \end{array}$$

$$\begin{array}{r} 7 \\ + 9 \\ \hline \end{array}$$

$$\begin{array}{r} 6 \\ + 4 \\ \hline \end{array}$$

$$\begin{array}{r} 6 \\ + 8 \\ \hline \end{array}$$

$$\begin{array}{r} 2 \\ + 8 \\ \hline \end{array}$$

$$\begin{array}{r} 4 \\ + 7 \\ \hline \end{array}$$



