



Beale Elementary

Pre-K Grade Snow & Go Packet

Grade Level Teacher Names & Email Addresses:

Teacher: Nikki Soulsby

Email: nsoulsby@k12.wv.us

Teacher: Leah Williamson

Email: leah.williamson@k12.wv.us

School Phone: 304-675-1260 * **School Website:** <http://beale.maso.k12.wv.us>

Snow & Go Packets -- Mason County Schools Policy _____

Day #1

Language Arts:

- Name writing practice- Practice writing name with proper letter formation 3 times

Mathematics:

- 2D Shape Cards- Play Go Fish
- Ask your child to identify the shapes

Science:

- What happens to snow when you put water on it?
- What happens to snow when it gets warm?

Day #2

Language Arts:

- Read Aloud- Read to your child for at least 15 minutes
- Ask your child questions as you read, using Who, What, Where, and Why questions
- Ask your child to retell the story

Mathematics:

- Number Cards-Play Go Fish
- Ask your child to identify the numbers (1-20)
- Ask your child which is bigger/smaller between two number cards

Science:

- Make Playdough-
Recipe: 3 cups flour
1 cup water
1 ½ teaspoon salt
¼ cup oil
Food coloring of your choice for color
Mix all ingredients together

Day #3

Language Arts:

- Uppercase Alphabet Cards- Play Go Fish
- Ask your child to identify letters
- Ask your child to spell his/her name using alphabet cards

Mathematics:

- Counting-
- Count number of letters in his/her name
- Count to 20
- Count as high as he/she can






Science:






- Make "Snow"-


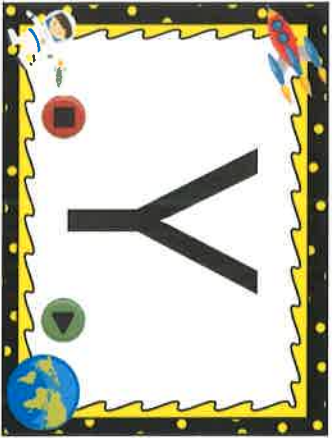





Recipe: 3 cups baking soda







½ cup hair conditioner (we used coconut so it was white)

Mix baking soda and conditioner together







| | |
|---|--|
|  |  |
|  |  |
|  |  |

| | | |
|----|----|----|
| 1 | 2 | 3 |
| 4 | 5 | 6 |
| 7 | 8 | 9 |
| 10 | 11 | 12 |
| 13 | 14 | 15 |
| 16 | 17 | 18 |

| | | |
|----|----|--|
| 19 | 20 | |
|----|----|--|

Day #4

Language Arts:

- Recite full name in complete sentence.
(My name is (first name) (last name))

Mathematics:

- Rote counting to 10
Students will count to 10 using popsicle sticks.

Science:

- What's inside?

Place common objects inside of a nontransparent bag. Have your child place their hand inside the bag. Without looking, have your child describe what he/she feels and try to identify the objects by touch only. If your child correctly names an object it may be removed from the bag.

Examples of objects are pencil, spoon, toy car, small ball, button, puzzle piece, rock, etc.

Day #5

Language Arts:

- Rhyming Words
Find the two cards that rhyme and match them together.

Mathematics:


- Patterns
Using the colored owls, complete the three patterns.

Science:

- How food changes when placed in water.
Add a small amount of water to four small cups, baggies, or containers.
Add four different food items (one item per cup, baggie, or container)
Discuss which foods absorb and do not absorb the water.
Does the food grow? Does the food get bigger?
Examples of food items to use include: bread, cereal, cracker, chip, pretzel, cookie, cheese, nuts, etc.



Bat



Cat



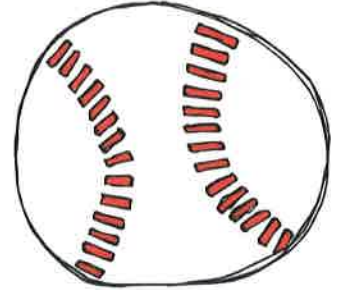
Dog



Frog



Doll



Ball



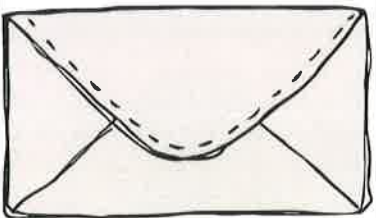
Pear



Bear



Pail



Mail



Fan




Van



Eel



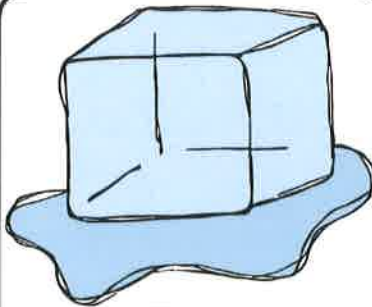
Seal



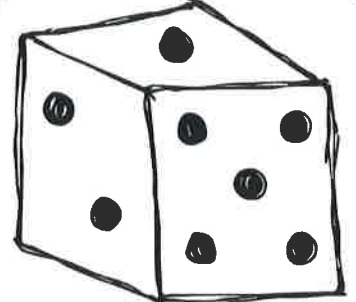
Goat



Boat



Ice



Dice



Bee



Key



Jar




Car




Nickel



Pickle




Ox



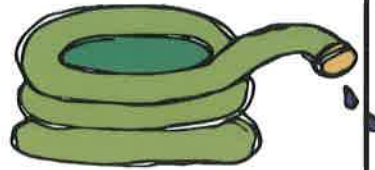
Fox




Truck



Duck



Hose



Nose



Wave



Cave



Six



Mix















Mouse



House

Valentine's Day Patterns

| | | | | | | | |
|---|---|---|--|---|---|--|--|
|  |  |  |  |  |  | | |
|---|---|---|--|---|---|--|--|

| | | | | | | | |
|--|--|--|---|--|--|--|--|
|  |  |  |  |  |  | | |
|--|--|--|---|--|--|--|--|

| | | | | | | | |
|---|---|---|--|---|---|--|--|
|  |  |  |  |  |  | | |
|---|---|---|--|---|---|--|--|

