

Beale Elementary

1st Grade

Snow and Flooding Go Packet

Roberta Hall

rnhall@k12.wv.us

Tina Roach

Tina.kendall@k12.wv.us

Due Date: Individually completed student packets are due for grading on the first day students return from the inclement weather day. Packets submitted late for grading will be subject to regular classroom policies.

School: 304-675-1260

*School website: <http://beale.maso.k12.wv.us/snow-go/>

1ST Grade

Snow and Go Day Packet

Write a story about
your day on the first page.

b y



Name _____




Circle the picture if the name begins with the /m/ sound.

Listen for m

Mm

my
monkey





To the Teacher: Review the picture names with students.
(banana, milk, moon, mask, mouse, needle)


Recognizing the beginning /m/ sound


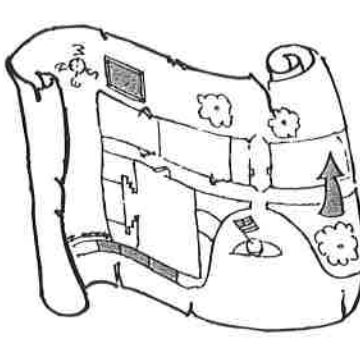




Name _____

Day 1

Write the letter **m** if the name of the picture begins with the /m/ sound.

Miss Mouse



<p>1.</p>  <p><u> </u>an</p>	<p>2.</p>  <p><u> </u>ap</p>	<p>3.</p>  <p><u> </u>est</p>
<p>4.</p>  <p><u> </u>op</p>	<p>5.</p>  <p><u> </u>oon</p>	<p>6.</p>  <p><u> </u>ug</p>

Adding the beginning /m/ sound

Name _____

Read each sentence. Decide if the sentence needs a capital letter or a punctuation mark at the end. Circle any letter that should be a capital. Write any missing punctuation marks.

1. Dan and Sam can run

2. the dog can yap!

3. Did Jon jump up

4. we can have fun here.

5. he will play with Pal.

6. Pal is a good dog

7. can you help me?

Name _____

Look at the underlined words in each sentence.
Write the word that is a noun.

1. Ben likes his red hat.

2. The truck will bring mail.



3. Ann and Mom will get a snack.


4. The hen sits and sits.

5. This bread is good.

6. The cat can jump up and down.

Spelling Words

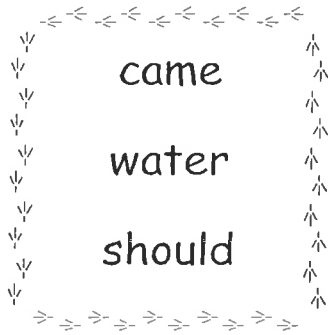
→ Directions: Write the spelling words in ABC order.



1. _____
2. _____
3. _____
4. _____



1. _____
2. _____
3. _____



1. _____
2. _____
3. _____

Name _____

Use verbs to show action.

Use commas when you write three verbs in a list.

A. Circle the verbs in the sentences.

1. Jon waves to Cate.
2. Pal sees a duck.
3. Jane will bake and sell some cakes.


B. Put commas in the sentences where they belong.

4. We like to run swim and skate for fun.
5. The plane can zip whiz and buzz.

Name _____


Pick the word that is spelled correctly. Write the word to complete the sentence.

1. The _____ are glad.



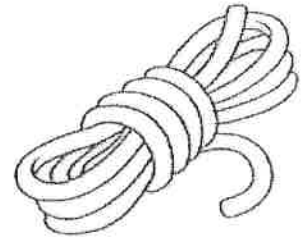
people peepie

2. The chick is _____.




cuet cute

3. Use _____ to tie things.



rope ropp

4. I _____ you will get a bike!



hoope hope

5. The cat is _____.



neic nice

Name _____

hope

nose

note

rope

cute


cube

ago

people

**Add the word parts together to make a spelling word.
Write the spelling word on the line.**

- | | | | |
|----------------|-------|--------------|-------|
| | _____ | | _____ |
| | ----- | | ----- |
| 1. c + ube = | _____ | 2. h + ope = | _____ |
| | ----- | | ----- |
| 3. a + go = | _____ | 4. n + ote = | _____ |
| | ----- | | ----- |
| 5. r + ope = | _____ | 6. c + ute = | _____ |
| | ----- | | ----- |
| 7. peo + ple = | _____ | 8. n + ose = | _____ |



Copyright © The McGraw-Hill Companies, Inc.

Name _____

When you write three verbs in a list, put a comma after the first two verbs.

Examples: I hop, skip, and run.



A. Circle the commas in the sentences.

1. I will mix, bake, and sell this cake!
2. My dog sits, runs, and naps.
3. Kate runs, hops, and skips to win the race.

B. Put commas in the sentences where they belong.

4. My cat licks naps and plays all day.
5. It is fun to run catch and pitch in the game.

Name _____

Date _____




There are some foxes playing in the forest. 3 foxes are playing by the log. 2 foxes are playing by the stream. 4 more foxes are playing in their den. How many foxes are playing all together?

Draw a picture and write an equation to show how you solved the problem.

Want or Need?



All people **need** food, clothing, shelter, and love. Sometimes people **want** other things as well. Put an **x** on each box that shows things people **need**.



Write **want** or **need** after each word.

1. shirt

2. coat

3. hugs

4. shoes

5. skateboard

6. family

7. home

8. guitar

9. water

10. candy

No Drugs! No Way!

THE GREAT BODY SHOP kids want to stay safe.

They want to be strong and healthy.


They say "NO!" to drugs.

You can be a GREAT BODY SHOP kid, too.

You can find smart ways to have fun!

Then you will say, "No drugs! No way!"

Day 5



Tell why you will stay drug-free.

Then, write your name and color yourself into the picture.

I will stay drug-free because

Time 100

Year

Day 55

$$\begin{array}{r} 1 \\ + 5 \\ \hline \end{array}$$

$$\begin{array}{r} 4 \\ + 7 \\ \hline \end{array}$$

$$\begin{array}{r} 5 \\ + 6 \\ \hline \end{array}$$

$$\begin{array}{r} 6 \\ + 8 \\ \hline \end{array}$$

$$\begin{array}{r} 3 \\ + 6 \\ \hline \end{array}$$

$$\begin{array}{r} 7 \\ + 7 \\ \hline \end{array}$$

$$\begin{array}{r} 2 \\ + 2 \\ \hline \end{array}$$

$$\begin{array}{r} 5 \\ + 5 \\ \hline \end{array}$$

$$\begin{array}{r} 9 \\ + 8 \\ \hline \end{array}$$

$$\begin{array}{r} 8 \\ + 7 \\ \hline \end{array}$$

$$\begin{array}{r} 7 \\ + 6 \\ \hline \end{array}$$

$$\begin{array}{r} 5 \\ + 0 \\ \hline \end{array}$$

$$\begin{array}{r} 1 \\ + 4 \\ \hline \end{array}$$

$$\begin{array}{r} 1 \\ + 7 \\ \hline \end{array}$$

$$\begin{array}{r} 3 \\ + 8 \\ \hline \end{array}$$

$$\begin{array}{r} 5 \\ + 6 \\ \hline \end{array}$$

$$\begin{array}{r} 3 \\ + 5 \\ \hline \end{array}$$

$$\begin{array}{r} 8 \\ + 7 \\ \hline \end{array}$$

$$\begin{array}{r} 7 \\ + 6 \\ \hline \end{array}$$

$$\begin{array}{r} 9 \\ + 5 \\ \hline \end{array}$$

$$\begin{array}{r} 7 \\ + 5 \\ \hline \end{array}$$

$$\begin{array}{r} 6 \\ + 7 \\ \hline \end{array}$$

$$\begin{array}{r} 8 \\ + 6 \\ \hline \end{array}$$

$$\begin{array}{r} 3 \\ + 9 \\ \hline \end{array}$$

$$\begin{array}{r} 9 \\ + 8 \\ \hline \end{array}$$

$$\begin{array}{r} 5 \\ + 7 \\ \hline \end{array}$$

$$\begin{array}{r} 4 \\ + 5 \\ \hline \end{array}$$

$$\begin{array}{r} 2 \\ + 6 \\ \hline \end{array}$$

$$\begin{array}{r} 1 \\ + 8 \\ \hline \end{array}$$

$$\begin{array}{r} 6 \\ + 9 \\ \hline \end{array}$$

$$\begin{array}{r} 1 \\ + 8 \\ \hline \end{array}$$

$$\begin{array}{r} 4 \\ + 5 \\ \hline \end{array}$$

$$\begin{array}{r} 7 \\ + 7 \\ \hline \end{array}$$

$$\begin{array}{r} 3 \\ + 8 \\ \hline \end{array}$$

$$\begin{array}{r} 2 \\ + 7 \\ \hline \end{array}$$

$$\begin{array}{r} 3 \\ + 6 \\ \hline \end{array}$$

$$\begin{array}{r} 9 \\ + 9 \\ \hline \end{array}$$

$$\begin{array}{r} 3 \\ + 1 \\ \hline \end{array}$$

$$\begin{array}{r} 5 \\ + 5 \\ \hline \end{array}$$

$$\begin{array}{r} 6 \\ + 7 \\ \hline \end{array}$$

$$\begin{array}{r} 4 \\ + 2 \\ \hline \end{array}$$

$$\begin{array}{r} 7 \\ + 7 \\ \hline \end{array}$$

$$\begin{array}{r} 5 \\ + 2 \\ \hline \end{array}$$

$$\begin{array}{r} 6 \\ + 6 \\ \hline \end{array}$$

$$\begin{array}{r} 8 \\ + 6 \\ \hline \end{array}$$

$$\begin{array}{r} 7 \\ + 9 \\ \hline \end{array}$$

$$\begin{array}{r} 6 \\ + 4 \\ \hline \end{array}$$

$$\begin{array}{r} 6 \\ + 8 \\ \hline \end{array}$$

$$\begin{array}{r} 2 \\ + 8 \\ \hline \end{array}$$

$$\begin{array}{r} 4 \\ + 7 \\ \hline \end{array}$$

